



ASSEMBLY INSTRUCTIONS (ON)

**MODEL NO. 1061320
1061321**

Made in China

Thank you for purchasing this CR product. We want to make sure it is complete and to your satisfaction. Please check all packing material carefully for small parts which may have come loose inside the carton during shipment. Hardware can be identified by bright red packaging. Separate, identify, and count all parts and hardware to make sure they match with the illustrations herein and are all present. If any part(s) are missing or defective please contact CR Customer Service. Contact information is given at the bottom of these instructions. If you feel the item is defective beyond a resolution with part replacements, please return this product with your receipt to the place of purchase. If purchased from an internet retailer, please contact their customer service department. Photo's and additional information may be requested to validate the claim. Product is not to be returned to the CR Company under any circumstance unless authorized by the CR Company or an authorized dealer or representative. Thank you.

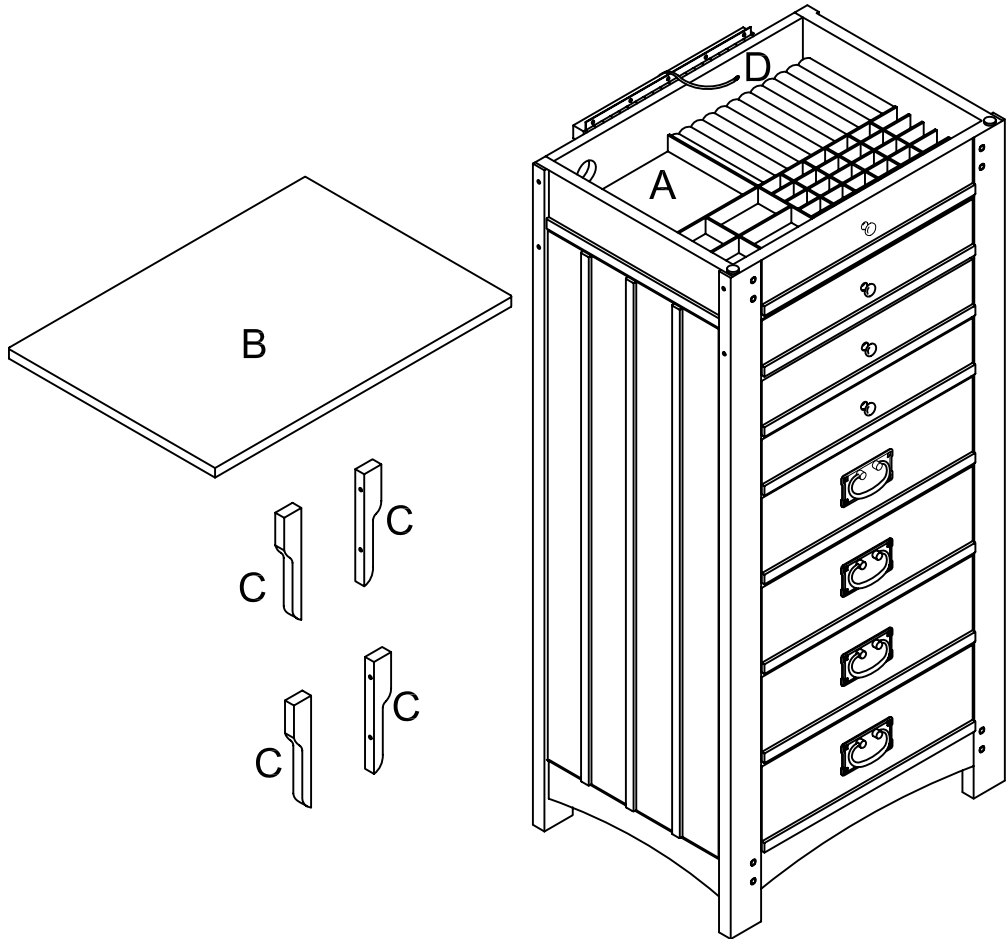
ATTENTION: SOME LETTERED PARTS LISTED ON THE INSTRUCTION SHEET MAY NOT BE IN PARTS BAG AS THEY MAY ALREADY BE ASSEMBLED. CAREFULLY CHECK PARTS AND PACKING MATERIALS PRIOR TO ORDERING REPLACEMENTS. REMOVE THE PACKING TAPE FROM THE MIRROR OF THE JEWELRY ARMOIRE TOP. RESIDUAL GLUE CAN BE REMOVED USING PRODUCTS SUCH AS GOO GONE™ OR WD40™, IF NEEDED.

Tools required for assembly: Phillips Screwdriver (not included)



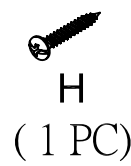
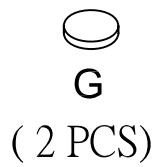
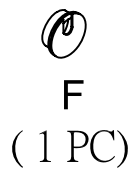


PARTS

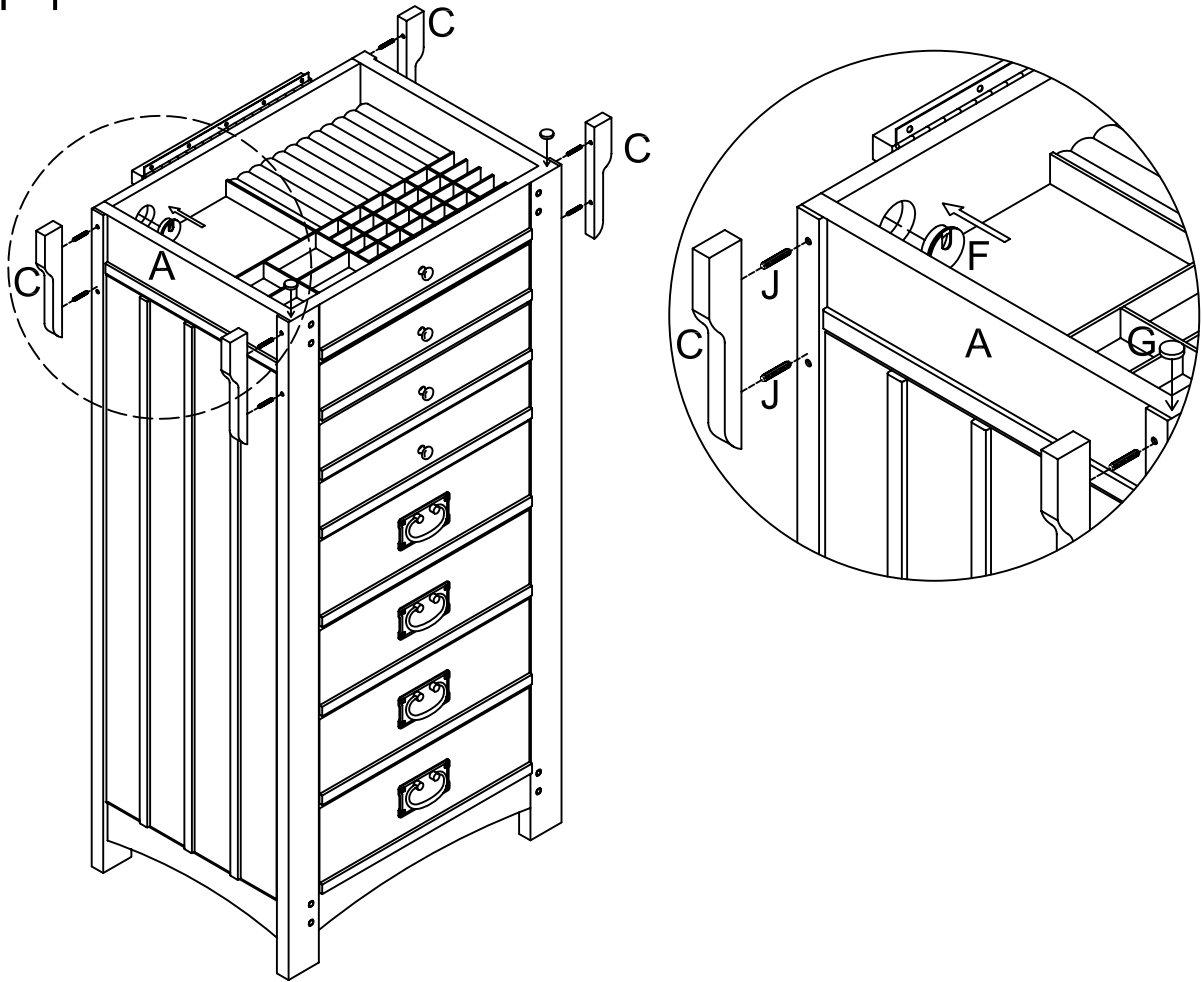
- (A) ARMOIRE(1PC)
- (B) TOP(1PC)
- (C) POST DECORATIONS(4PCS)
- (D) MAMBO BELT(1PC)



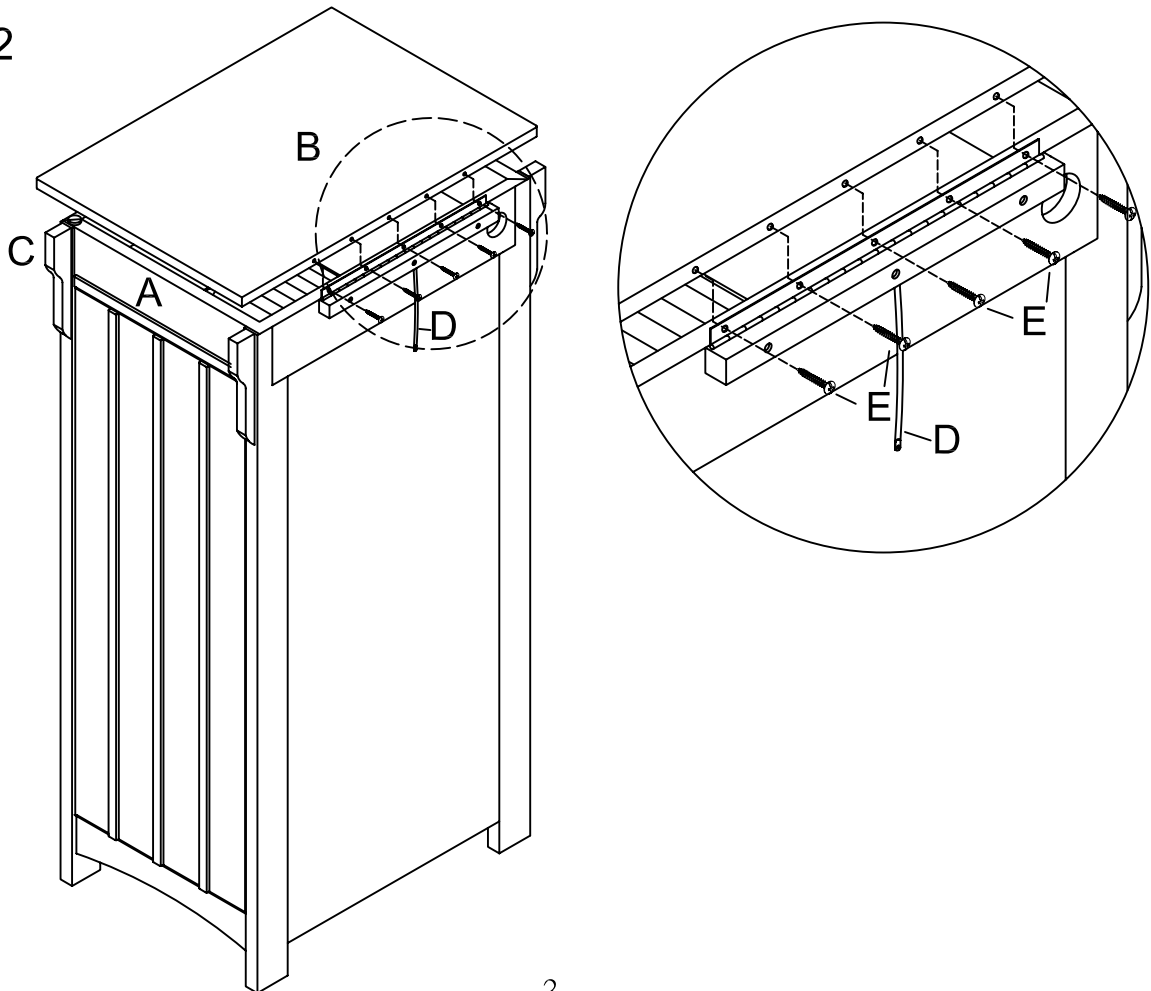
HARDWARE



STEP 1

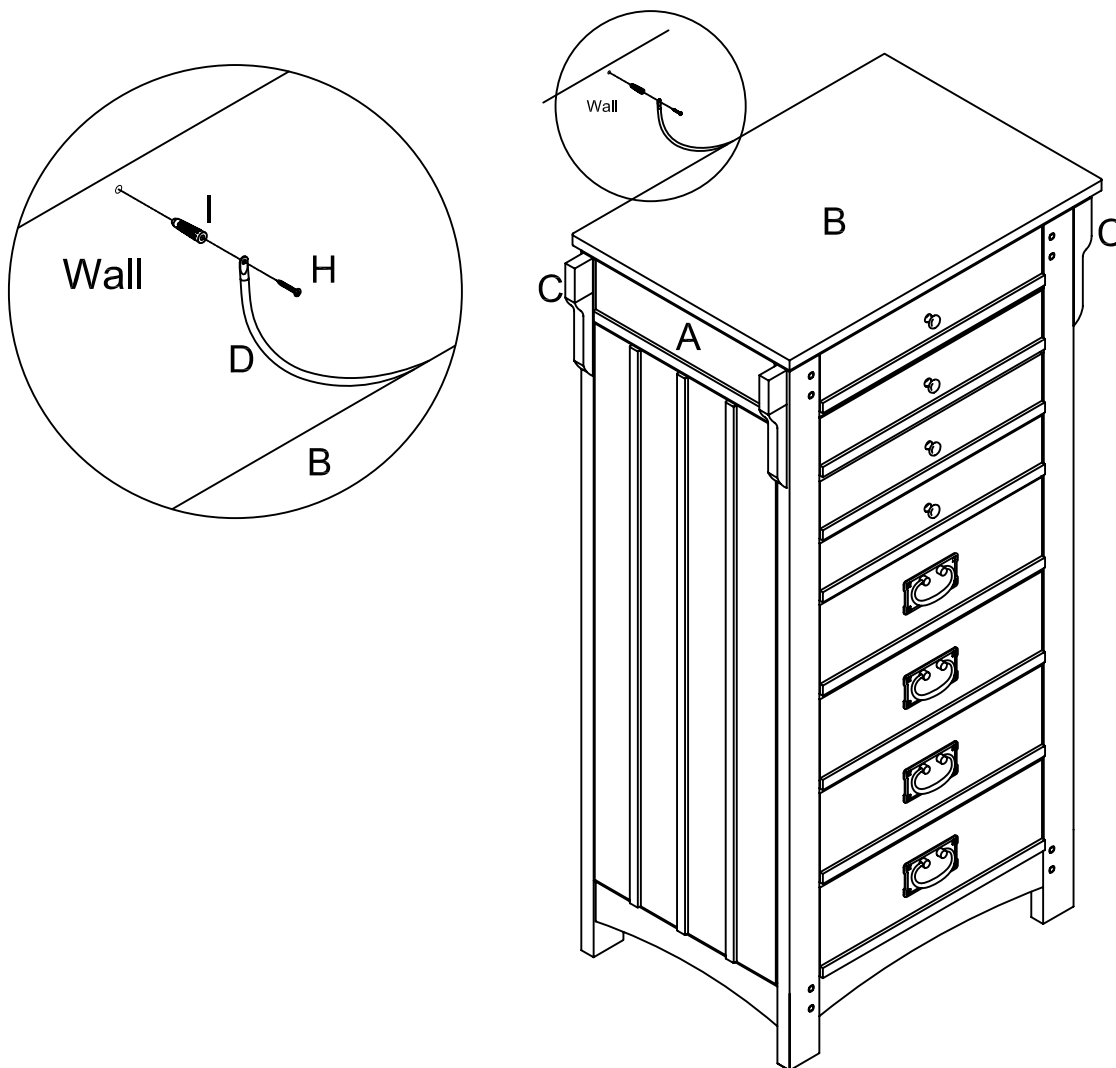


STEP 2



STEP 3

NOTATION: TAKE ASSEMBLED CORD FROM BACK OF CASE AND ATTACH LOOP WITH SCREW INTO WALL ANCHOR.



MODEL NO. 1061320
1061321
Jewelry Armoire

Should there be any missing or defective part(S), **place your part order on line at criparts@chromrev.com**, or fax this form to (765) 564-3722, or call Customer Service at (765) 564-2586 extension 277. email parts: criparts@chromrev.com

PLEASE HAVE THE MODEL NUMBER, PART CODE AND FACTORY CODE IDENTIFIED.

Part Letter _____ Quantity _____

Reason for replacement _____

Place of purchase _____

Date of purchase _____

Name _____

Address _____

City _____ State ____ Zip _____
(No Post Office Box Addresses)

Best contact phone number (____) _____

Email address _____

Factory Code(ON) _____