







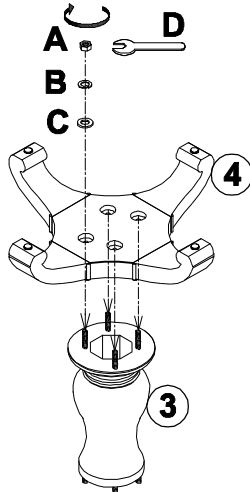


ASSEMBLY INSTRUCTIONS

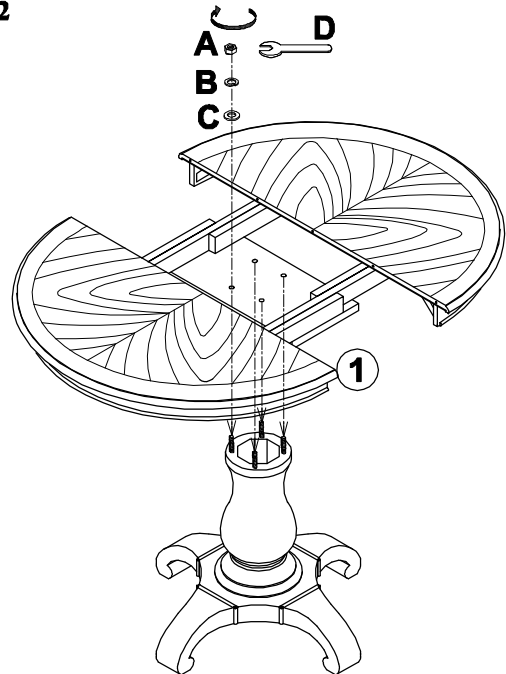
Model # 21848 - Round Dining Table (Top)
Model # 21808 - Round Dining Table (Base)

PARTS LIST				HARDWARE LIST			
NO.	Description	Sketch	QTY	NO.	Description	Sketch	QTY
1	Table Top		1pc	A	Hex Nuts 3/8"		8pcs
2	Drop Leaf		1pc	B	Spring Washers 3/8"		8pcs
3	Post Leg		1pc	C	Flat Washers 3/8"		8pcs
4	Table Base w/Levelers		1pc	D	Open End Wrench 3/8"		1pc

STEP:1



STEP:2



STEP:3

