

entertain **your way**

with Peters-Revington

ASSEMBLY INSTRUCTION

ESTATE

Model: 3196 METROPOLITAN / 3296 CARRINGTON / 3396KINGSWOOD

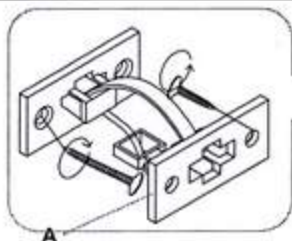
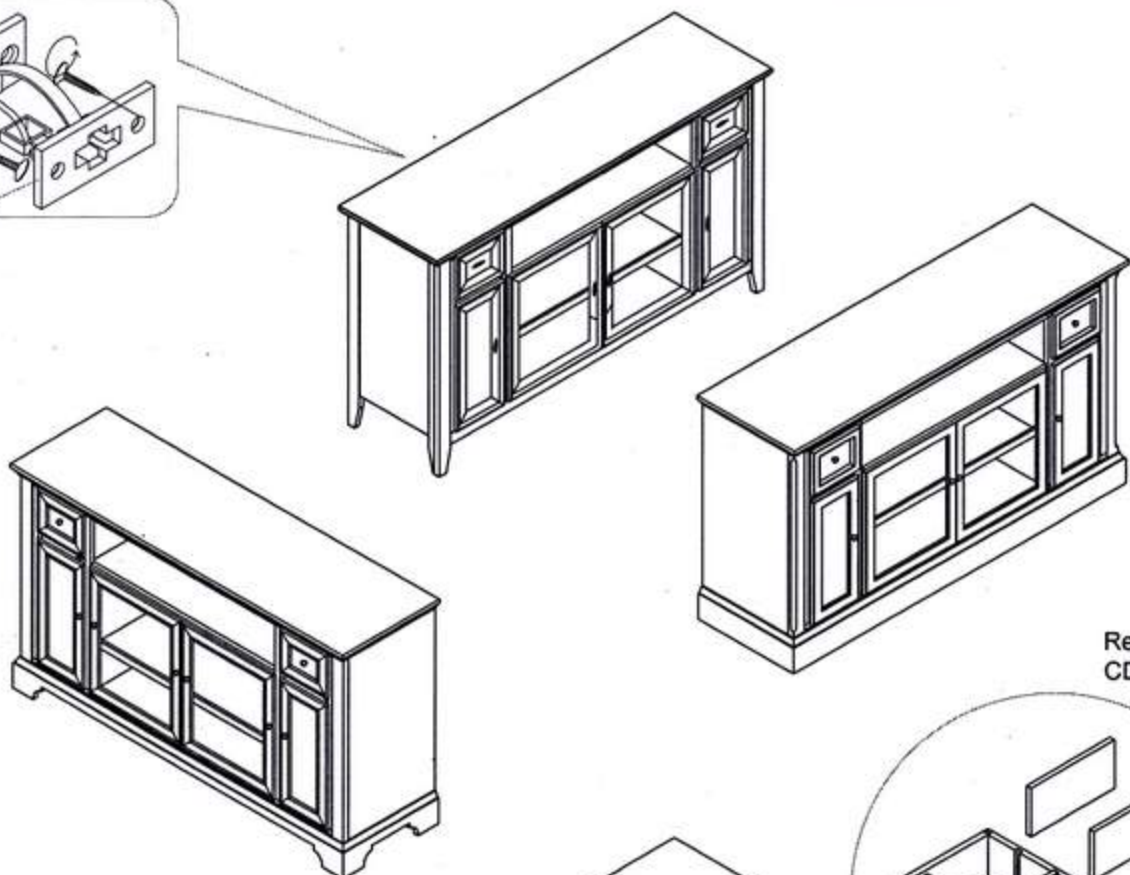
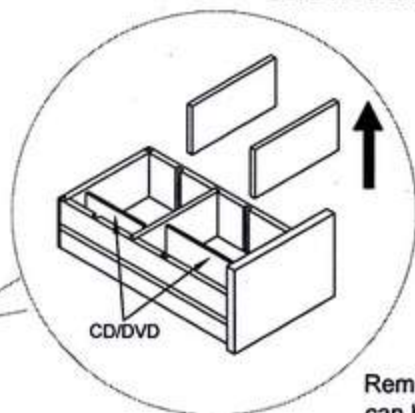


Diagram 3



Removable partitions in the CD/DVD drawer



Removable shelves can be moved up or down with shelf pins

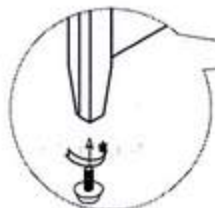
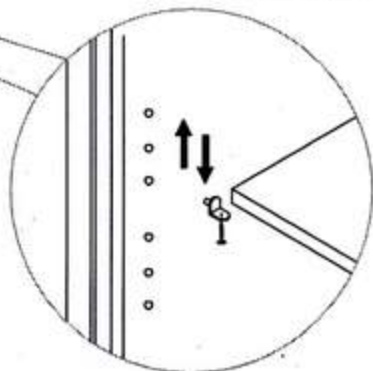


Diagram 1



Diagram 2



HARDWARE PACK

NO	DRAWING	DESCRIPTION	SIZE	Q'ty
A		Anti-Tip kit		1 pc

ASSEMBLY INSTRUCTION

1. Adjustable levelers in front . Diagram 1
- 2.Center support leg with adjustable leveler . Diagram 2
3. An Anti-Tip kit is provided, refer to installation instructions in the kit. Diagram 3

CLEANING INSTRUCTION:

Clean surfaces using a clean soft damp cloth

MADE IN VIETNAM